

# Nottingham360<sup>M1 J26</sup>

New high-bay logistics/  
production facility

[nottingham360.com](http://nottingham360.com)

362,289 Sq ft



Central to UK adjacent to M1



# IN AN ESTABLISHED BUSINESS LOCATION

Introducing Nottingham 360, a premier industrial facility allowing businesses to scale efficiently and sustainably.

## NOTTINGHAM 360

A state-of-the-art, 362,289 sq ft (GIA) warehouse designed to meet the demands of ambitious businesses ready to scale. Strategically located for streamlined logistics, Nottingham360 offers expansive space with a cutting-edge specification to optimise your operations and drive growth.

ONLY 5 MIN  TO M1 J26

A6002



**BESTWAY**  
WHOLESALE

**SIEMENS**



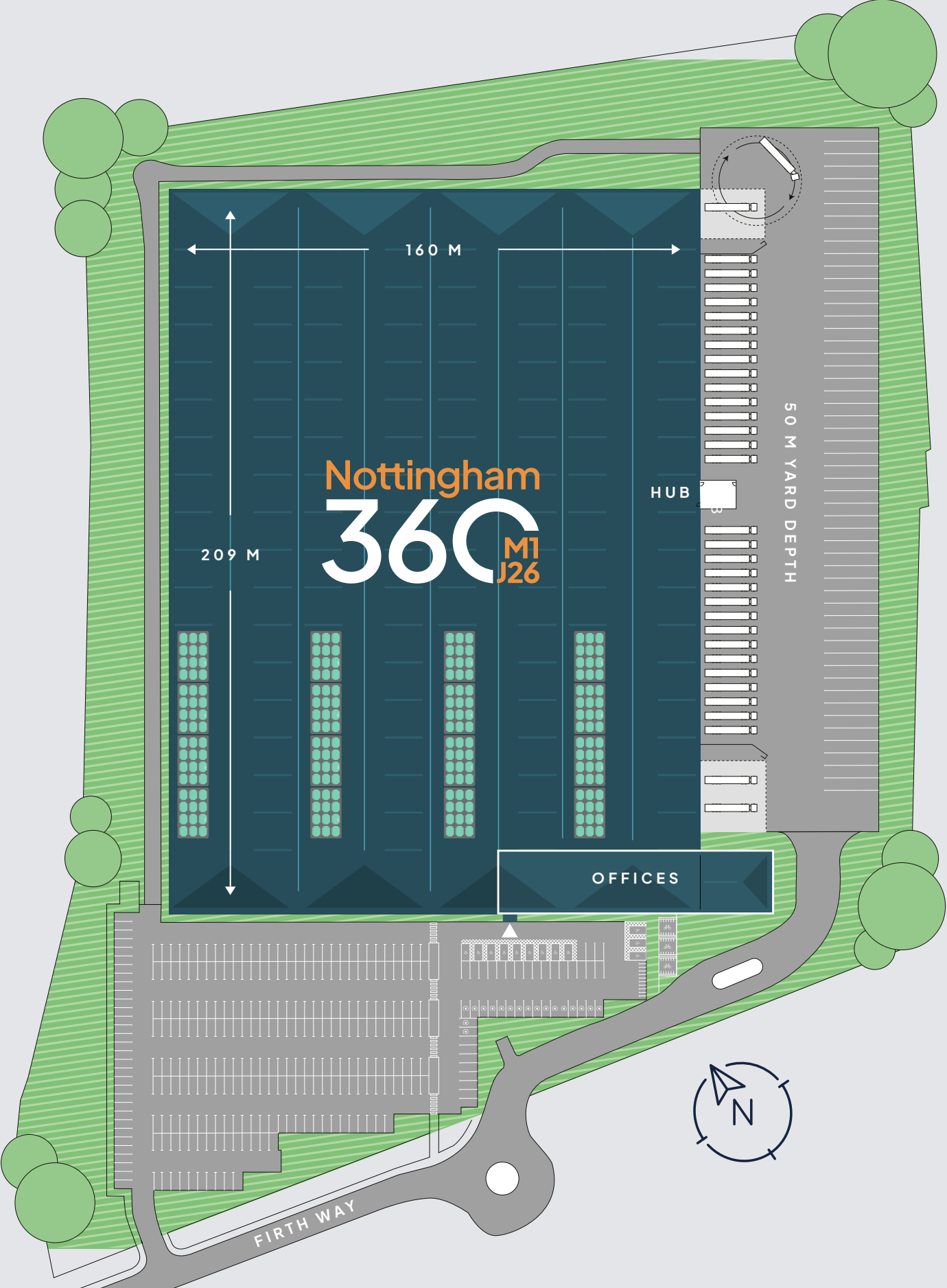
**great bear**

Nottingham  
**360**  
M1 J26

M1







# A BUILDING THAT'S FIT FOR THE FUTURE

- 

M1 J6  
5 MINUTE DRIVE
- 

YARD DEPTH  
OF 50 M
- 

15 M EAVES  
HEIGHT
- 

FLOOR LOAD  
50 KN/M2
- 

2 MVA POWER  
CAPACITY
- 

3 CANOPY COVERED  
LEVEL ACCESS DOORS
- 

30 DOCK  
LOADING DOORS
- 

388 CAR  
PARKING SPACES
- 

53 HGV  
SPACES
- 

18 EV  
SPACES
- 

SECURE & SAFE  
YARD
- 

3 STOREY  
OFFICES

## A COMPREHENSIVE FACILITY

Nottingham 360 offers a comprehensive specification, including 2 MVA power capacity, 30 dock loading doors, 3 level access doors and a large, secure yard. The site also boasts a three-storey office space and ample parking facilities to accommodate diverse business needs.

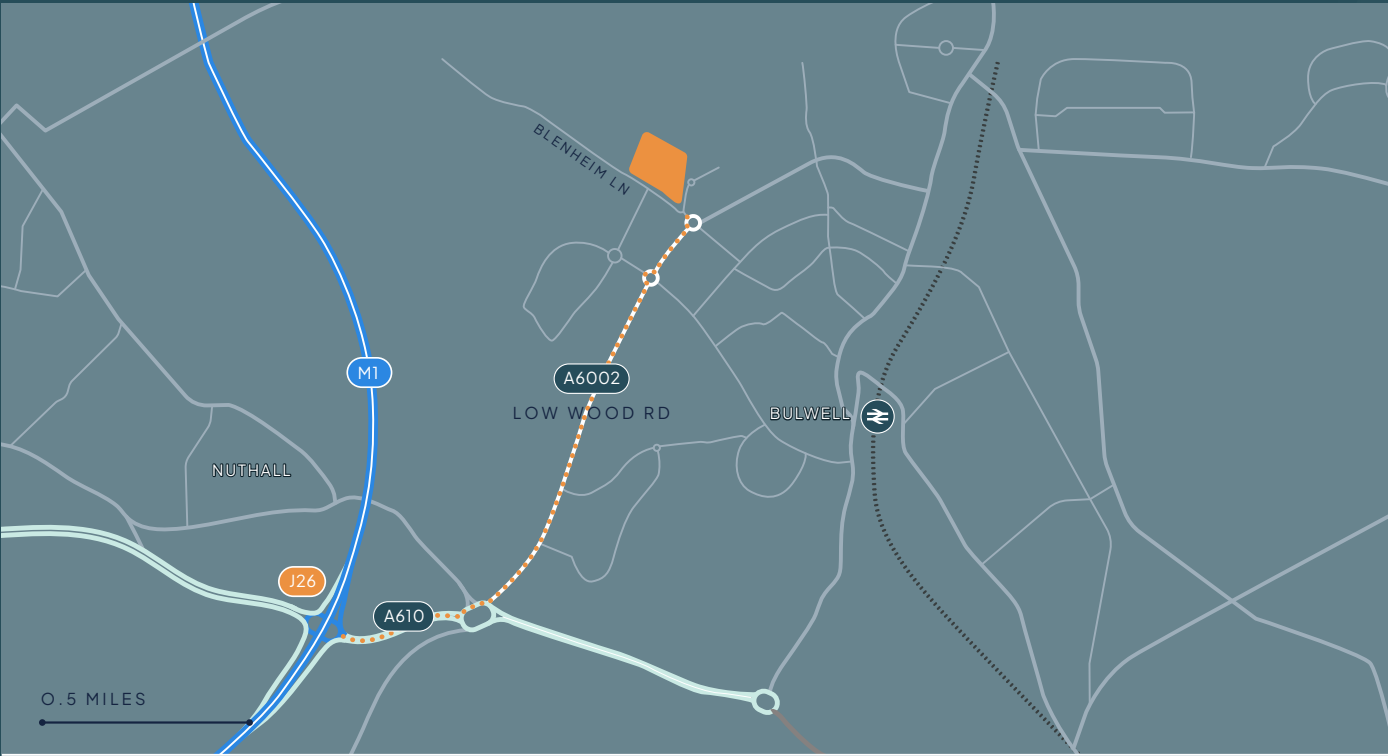
	SQ FT	SQ M
Warehouse	322,814	29,990.4
Ground floor offices	6,360	590.9
1st floor offices	15,782	1,466.2
2nd floor offices	15,786	1,466.6
2 storey hub office	1,547	143.7
TOTAL (GIA)	362,289	33,657.8

# WITH EXCEPTIONAL CONNECTIVITY

Strategically located to provide exceptional connectivity for business growth and operational optimisation.

## NOTTINGHAM 360

This location offers easy access for distribution across the UK, making logistics efficient and cost-effective. With an impressive population catchment, Nottingham 360 benefits from a large, accessible talent pool, making it ideal for both workforce availability and customer reach.



## DRIVE TIME POPULATION REACH


0-15 mins	15-30 mins	30-45 mins	45-60 mins
419,448	1,607,475	3,222,051	5,839,636



Main Road	Drive Time	Location	Drive Time	Airport	Drive Time	Port	Drive Time
M1 J26	2 Miles 5 Mins	Birmingham	50 Miles 60 Mins	East Midlands	16 Miles 20 Mins	Immingham	68 Miles 90 Mins
M6	55 Miles 60 Mins	Manchester	70 Miles 90 Mins	Birmingham	50 Miles 60 Mins	Liverpool	90 Miles 105 Mins
A1	31 Miles 53 Mins	London	130 Miles 150 Mins	Manchester	70 Miles 90 Mins	Felixstowe	140 Miles 140 Mins




# BUILT WITH PEOPLE AND PLANET IN MIND



NET ZERO CARBON  
CONSTRUCTION



EPC RATED  
'A'



NET ZERO CARBON  
OPERATION READY



TWO 'GREEN ROOF'  
CANOPIES



BREEAM  
'EXCELLENT'



LOCAL COMMUNITY  
SCHEMES



BIO DIVERSITY  
ENHANCEMENT PLAN



PHOTOVOLTAIC  
PANELS



A modern facility designed with a strong commitment to sustainability and community integration.

## SUSTAINABILITY FEATURES

The facility features net zero carbon construction and operation, supported by an EPC 'A' energy rating. The building includes two "green roof" canopies, photovoltaic panels, and has achieved a BREEAM 'Excellent' rating, showcasing its commitment to eco-friendly standards.


## PARTNERING FOR BETTER

Developers Barwood and Premcor have combined their expertise to create a truly sustainable facility.



Barwood. | premcor







# IMPRESSIVE LOCAL DEMOGRAPHICS

Nottingham 360 benefits from a strong local workforce with significant potential cost savings.

Over 385,000 people are employed within Nottinghamshire, with 17,000 working in transport and storage. The site's strategic location within a 45-minute drive time of 3.2 million people and a below-average national wage offers scope for significantly cost-effective personnel operations.



## WORKFORCE POPULATION

385,000

Currently in employment  
in Nottinghamshire  
(Apr 21 - Mar 22)<sup>1</sup>

17,000

Employed in  
transport & storage  
(Apr 21 - Mar 22)<sup>1</sup>

3.2m

People within a 45 minute drive  
time (Apr 21 - Mar 22)<sup>1</sup>

## WEEKLY WAGE COMPARISON

£536

Nottinghamshire

£560

East Midlands

£613

GB average

Barwood Capital and Premcor Estates have partnered to develop Nottingham 360. This partnership leverages the combined vision and expertise of both companies to deliver a modern development.



DAVID TEW

+44(0) 7779 860 176  
david.tew@savills.com

ROBERT RAE

+44(0) 7860 398 744  
rob.rae@savills.com



STEVE MORIARTY

+44 (0) 7876 440 768  
steve@cpp.uk

SEAN BREMNER

+44 (0) 7541 505 980  
sean@cpppartners.co.uk

Nottingham  
**360**  
M1  
J26

MISREPRESENTATION ACT: Knight Frank and CPP act for themselves and for the vendors or lessors this property, whose agents they are give notice that: a) all particulars are set out as general outline only for the guidance of intending purchasers or lessees, and do not comprise part of an offer or contract; b) all descriptions, dimensions, references to condition and necessary permissions for use and occupation, and other details are given in good faith and are believed to be correct but any intending purchasers or tenants should not rely on them as statements or representations of fact but must satisfy themselves by inspection or otherwise as to the correctness of each of them. c) no person in the employment of Knight Frank or CPP has any authority to make any representation of warranty whatsoever in relation to this property. April 2025. **Design by Cormack Advertising**